

30" x 15" STAINLESS WORK TABLE

DSST-3015-SS

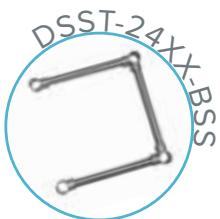
FEATURES

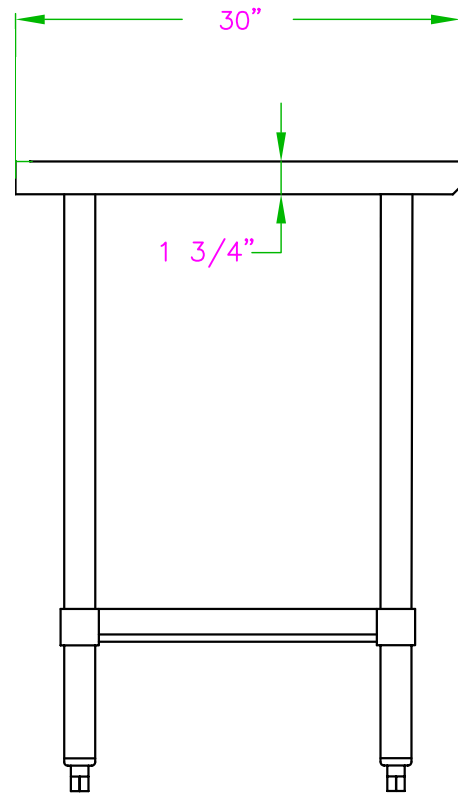
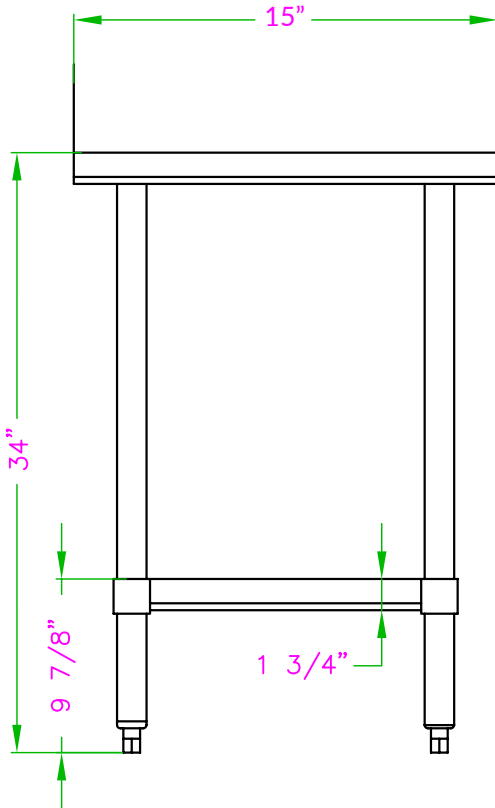
- ✓ Made with high quality 18 gauge 430 stainless steel
- ✓ Dimensions: 30" x 15" x 34"
- ✓ Comes with matching undershelf
- ✓ Knock down design: easy to assemble
- ✓ Load capacity:
Top: 330lbs Bottom: 110lbs



OPTIONAL ACCESSORIES

- ✓ Brace bar kit
- ✓ Extra stainless steel undershelf
- ✓ Single or double stainless steel drawer
- ✓ Set of swivel casters, 2 regular & 2 with brakes
- ✓ Adjustable stainless steel leg insert (max 2" for a total height of 36")
- ✓ Double pass-through overshelf





ASSEMBLY/SUPPORT



f We're on social media! **i**

1.800.567.3620 | WWW.THORINOX.COM

MORE PRODUCTS

