

# 24" x 30" STAINLESS WORK TABLE

## DSST-2430-SS

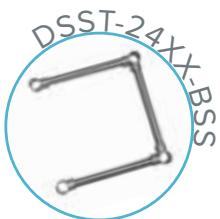
### FEATURES

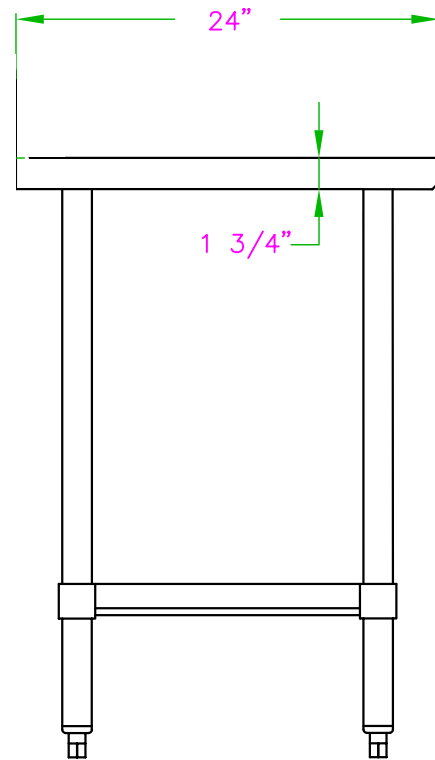
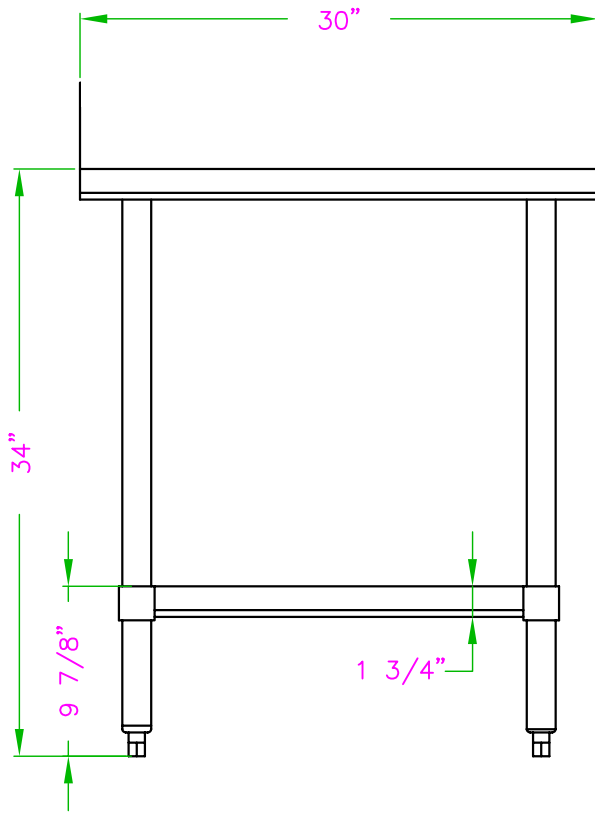
- ✓ Made with high quality 18 gauge 430 stainless steel
- ✓ Dimensions: 24" x 30" x 34"
- ✓ Comes with matching undershelf
- ✓ Knock down design: easy to assemble
- ✓ Load capacity:  
Top: 330lbs Bottom: 110lbs



### OPTIONAL ACCESSORIES

- ✓ Brace bar kit
- ✓ Extra stainless steel undershelf
- ✓ Single or double stainless steel drawer
- ✓ Set of swivel casters, 2 regular & 2 with brakes
- ✓ Adjustable stainless steel leg insert (max 2" for a total height of 36")
- ✓ Double pass-through overshelf





**ASSEMBLY/SUPPORT**



**f** We're on social media!

1.800.567.3620 | [WWW.THORINOX.COM](http://WWW.THORINOX.COM)

**MORE PRODUCTS**

